



Spreader

Giletta UniQa

Feeding systems



Metal belt

The feeding system is realized by metal belt with cross-bars. The chain is guided by toothed pinions that enable a constant traction, maintaining a correct translation synchrony, without skidding.



Rubber belt

The feeding system is realized by a double layer natural rubber belt with polyester and nylon core. The traction roller that moves the rubber belt is crowned to avoid side deviations and tired to minimize skidding.



Auger

The feeding system is realized by an auger with variable pitch turns that is designed to assure a continuous feeding of the material and a standardized emptying of the hopper. The auger is finished with a special paint treatment to provide lasting protection against the corrosion.



Spreading system

The conveyor to the spreading disc is in HD polyethylene (high density), it has a circular section and is melted off in mould to facilitate the salt flow also at low temperatures.

The distributor consists of a double disc in order to achieve an homogeneous solid-liquid mixture. The solid material reaches the pre-chamber with inner disc in AISI 304 stainless steel from which a constant spreading direction is assured. It flows through a constant section opening where it is invested by a liquid veil flowing at atmospheric pressure thus homogenising in an excellent way and it reaches the outside disc composed by 6 stainless steel (AISI 304) blades. These blades have variable geometry to suit the material distribution to the relative grain-size.

On request, through the **solid/liquid kit**, it is possible to obtain the **100% brine spreading**. **U12/N**

Driving systems



Hydraulic

Throughout the vehicle hydraulic system the features comply with the European Standards EN15431.



Auxiliary engine

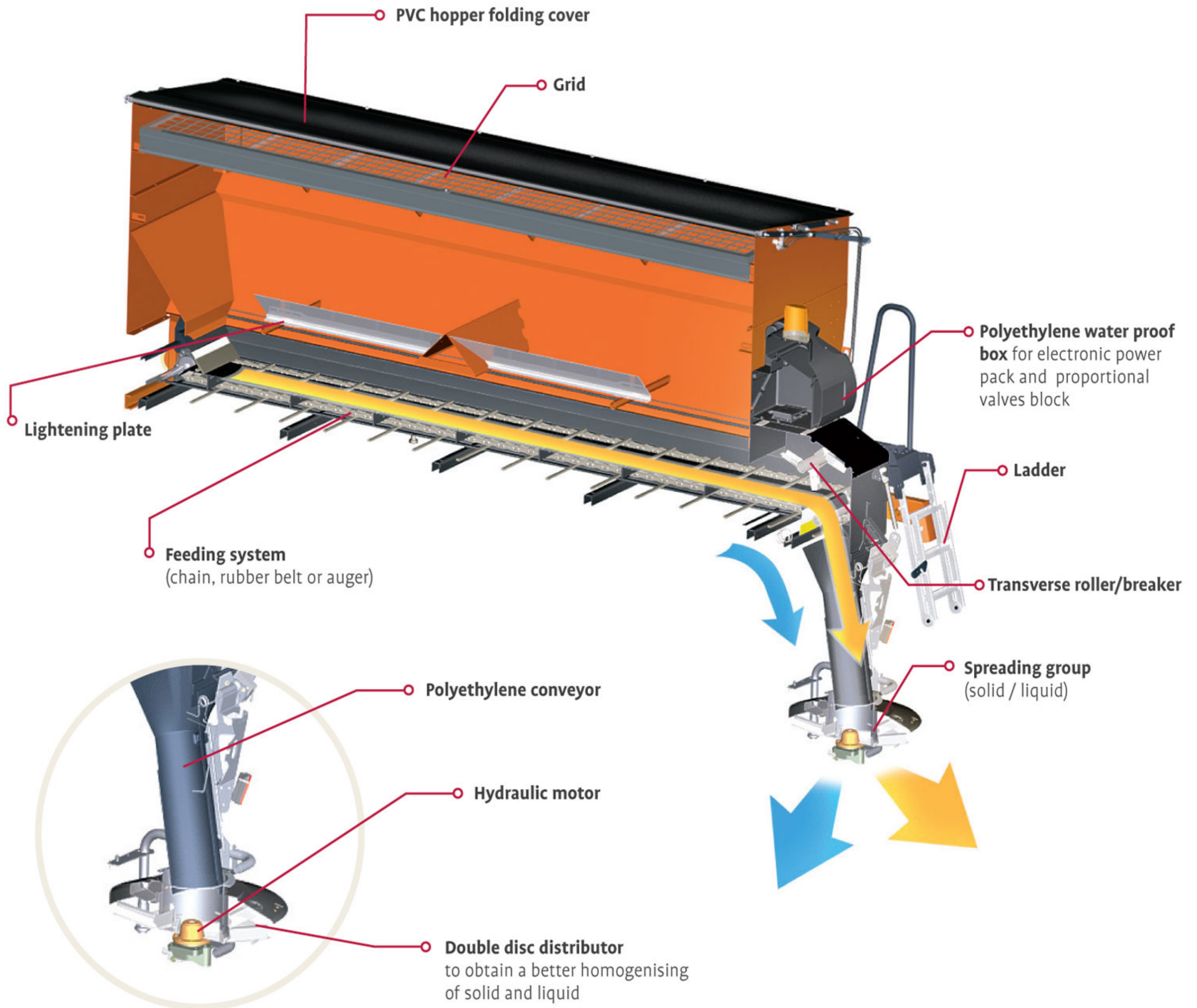
Driven by an air-cooled (A/D) or liquid-cooled Diesel engine.



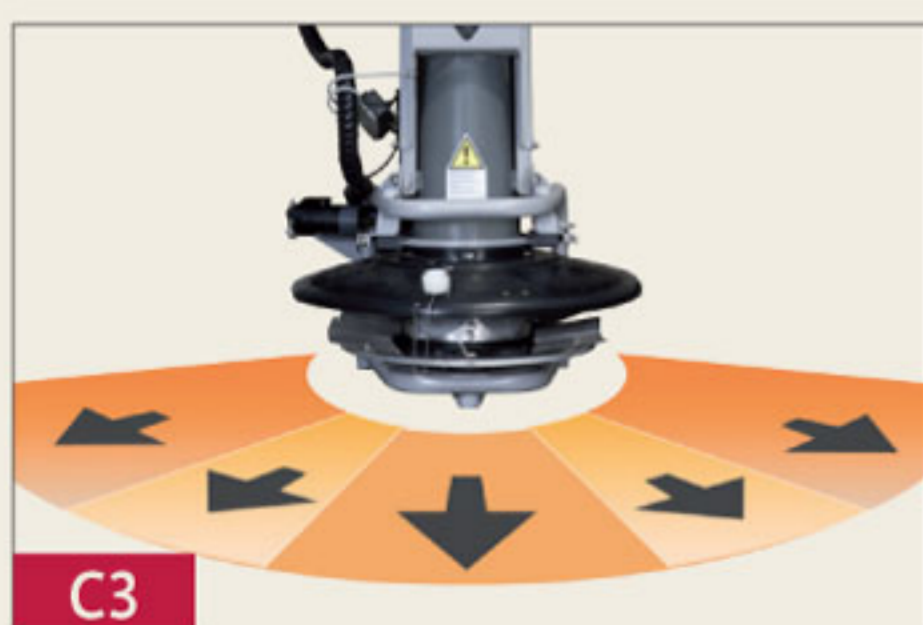
Fifth wheel

Driven by a fifth wheel and supported by a telescopic arm, the piston pump with anti-cavitation valve can work in a front and rear direction.

Working scheme



Main options on request



C3

Asymmetry

Electric regulation of spreading asymmetry in 5 pre-set positions from the driver's cab.



M28

Open unit

Single open disc for an excellent salt and/or sand spreading.



M2

Second disc

Second spreading disc to increase the salt and/or brine spreading width.



C7

Salt missing sensor

Salt missing sensor with visualization on the driver's cabin display.



U1

Pre-wetting

The pre-wetting system is equipped with a volumetric pump directly coupled to the hydraulic motor, which is maintenance free. The Nitrile rotor does not need internal washing (only at the end of the season).

Tanks constructed from sturdy and light-weight recyclable polyethylene. Solid/liquid ratio is regulated directly from the control box in the driver's cabin.

Demount systems

Demount system P1

Demount system with galvanized telescopic feet with crank. Higher front feet for easy loading onto vehicles provided with side panels.

Demount system P3

Automatic demount system for tipper, with front rollers and feet fitting into the spreader. Unloading can be done automatically from the driver's cab.

Demount system P3/15

P3 system, reinforced for a total carrying capacity of 15 tons.

Demount system P4

Demount system for hook-lift complete of slide, protection guard for the vehicle platform and adjustable height rear rollers.




P3



U12/N

Spraying bar

Spraying bar through pressure nozzles for the spraying of 100% of the brine.



M5

Ladder

AISI 304 stainless steel ladder for easy accessibility positioned in the rear right part.



T1

PVC hopper cover

PVC hopper folding cover manually opened from the ground with steel structure.



G1

Grid

Galvanized grid. Possibility of AISI 304 stainless steel grid (opt. G1/X).



	UH3000	UK3000	UP3000	UH4000	UK4000	UP4000	UH5000	
Hopper capacity	4÷7	4÷7	4÷7	5÷12	5÷8	5÷9	6.5÷16	m ³
Brine tank capacity	2270	2270	2270	2600÷3000	2600÷3000	2600÷3000	3700	l
Min/max. spreading width	2÷12	2÷12	2÷12	2÷12	2÷12	2÷12	2÷12	m
Min/max. salt dispensing capacity	5÷40	5÷40	5÷40	5÷40	5÷40	5÷40	5÷40	g/m ²
Min/max. grit dispensing capacity	20÷350	20÷350	20÷350	20÷350	20÷350	20÷350	20÷350	g/m ²
Hopper length	3400	3400	3400	4200	4200	4200	5200	mm

Roller breaker

At the exit side of the chain or rubber belt feeding system, a hydraulically driven, transversal counter-rotating roller breaker with stainless steel blades is installed. With the Auger feeding system, the roller is offered as an option (M10) and is longitudinally placed. The roller breaker enables a continuous material flow from the hopper to the spreading unit, breaking the salt lumps and thereby avoiding an uncontrolled drop.



Ecosat¹⁰

Latest generation microprocessor control-systems, with maximum flexibility in programming and visualizing the different spreading parameters: width, asymmetry and dosage depending on the vehicle speed.

**Six different tools
in all-in-one control box**





■ **Giletta LLC**
Kaluga

■ **Gmeiner GmbH**
Wernberg-Köblitz

■ **Bucher Municipal**
Niederweningen

■ **Arvel Industries Sarl**
Coudes

■ **Giletta SpA**
Revello (CN)

■ **Giletta SpA**
Gaggio Montano (BO)

■ **Maquiasfalt S.L.**
Madrid

Giletta SpA

Via A. De Gasperi, 1
I-12036 Revello (CN)
tel. +39 0175 258 800
fax. +39 0175 258 825
giletta@buchermunicipal.com

www.buchermunicipal.com



Strojírenská 259
CZ 150 21 Praha 5
Tel.: +420 220 190 610
Fax: +420 220 190 620
info@hanes.cz

www.hanes.cz



Pri kalvárii 20
SK 917 01 Trnava
Tel.: +421 335 921 910
Fax: +421 335 545 000
info@hanes-slovakia.cz

www.hanes-slovakia.sk